




*Passion for belting*

**Your partner  
for product excellence**

Conveyor belts  
Tangential belts  
Technical items




**Textile industry**

# Conveyor belts Tangential belts Technical items

Chiorino produces a complete range of high performance items able to meet all application requirements of the whole textile cycle, from yarn production to printing, cutting and packaging.

Chiorino **textile Culture & Experience**, the constant attention to the technological developments of the market and the expertise of our R&D laboratories in developing customized solutions make Chiorino the ideal partner for OEMs and endusers of the textile sector all over the world.



**PB**<sup>®</sup>  
**X-Motion**<sup>®</sup>

## Printing blankets for textile printing

Chiorino printing blankets have been developed to fulfill technical and economical requirements according to latest market trends.

The Chiorino special thermoplastic polyurethane cover layer is a breakthrough in printing blanket innovation, combining precision, high chemical & temperature resistance and excellent compressibility to achieve optimum printing results and long service life.

- > **DIGITAL PRINTING**
- > **ROTARY PRINTING**
- > **FLAT-BED PRINTING**

### Benefits

- **Excellent printing accuracy**
- **Highest working reliability**
- **Excellent resistance to inks and chemicals**
- **Long service life**
- **Easy and fast on-site installation**
- **Increased productivity**
- **Cost saving**

# Conveyor and process belts

---


## Nonwoven and diapers

Chiorino polyurethane belts for nonwoven production are developed in close co-operation with OEMs and endusers and meet the increasingly growing demands for light-weighted, fast and mechanically performing machines.

- > **CROSS-LAPPERS**
- > **DIAPERS PRODUCTION**

### Benefits

- **High conductivity**
- **Suitable for high speeds**
- **Excellent evenness**
- **Excellent mechanical resistance**
- **High resistance to oils, greases and chemicals**
- **Long service life**



## Finishing, cutting and packaging

Chiorino wide offer meets belt demand for any kind of application.

- > **FABRIC INSPECTION**
- > **AUTOMATIC CUTTING**
- > **PACKAGING**

### Benefits

- **Asolute conveying precision**
- **Low noise**
- **No damage to fabrics**
- **Optimal friction coefficient**
- **High cut resistance**
- **Air permeable**
- **Long service life**



## Industrial laundries

Chiorino supplies first equipment belts to the leading manufacturer of industrial laundries.

The wide range of Chiorino belts satisfy all the requirements for belts with textile carcass and for FAST JOINT elastic belts which ensure an easy and quick installation on site.

Chiorino supplies belts with high precision perforations.

### Benefits

- **High resistance to wear**
- **Total conveying uniformity**
- **Low noise**
- **Excellent drag**
- **No damage to textiles**
- **Easy and quick installation of Fast Joint belts**
- **Long service life**



# Printing blankets - Conveyor belts

## Production program

Code	Type	Conveying surface coating		Driving surface coating		Textile carcass	Perm. antistatic	Total thickness	Min. diameter (1)	Pull for 1% elong. (2)	Max. admiss. pull	Temperature resistance (3)		Coeff. of friction (4)	Max. produc. width
		Material	Colour	Material	Colour							min. °C	max. °C		
NA-1386	<b>PB-215</b>	TPU	●	TPU	●	PET	✓	2.15	80	15	20	-20	100	LF	2100
NA-1390	<b>PB-265</b>	TPU	●	TPU	●	PET	✓	2.65	100	15	20	-20	100	LF	2100
NA-1392	<b>PB-265 SP</b>	TPU	●	TPU	●	PET	✓	2.65	100	15	20	-20	100	LF	3500
NA-1204	<b>XM-3 E/U10 N</b>	TPU	●	PET	●	PET	✓	2.60	100	20	30	-20	100	LF	2000
NA-96	<b>EL2-U10 FL</b>	TPU	●	TPU	●	---	✓	1.00	10	2	2	-20	60	MF	2000
NA-97	<b>EL3-U15 FL</b>	TPU	●	TPU	●	---	✓	1.50	10	3	3	-20	60	MF	2000
NA-405	<b>EL4-U20 FH</b>	TPU	●	TPU	●	---		2.10	10	4	4	-20	60	MF	2000
NA-899	<b>EL4-U20 HP blue</b>	TPU	●	TPU	●	---		2.00	10	4	4	-30	60	MF	2000
NA-99	<b>1M6 U0-U5 FL</b>	TPU	●	TPU	●	PET	✓	1.00	10	6	6	-20	100	MF	2000
NA-1255	<b>2M10 U0-U2 N HC SP</b>	TPU	●	TPU	●	PET	✓	1.20	4	10	10	-20	100	LF	3600
NA-394	<b>2M12 U0-V-U0 GR</b>	TPU	●	TPU	●	PET	✓	1.70	40	12	24	-10	60	LF	3000
NA-1289	<b>2M12 U0-U2 SP</b>	TPU	●	TPU	○	PET	✓	1.50	6	8	16	-20	100	MF	3600
NA-1128	<b>2M12 U0-U17</b>	TPU	●	TPU	●	PET	✓	3.40	80	12	24	-20	100	LF	2000
NA-538	<b>3M8 U0-U3</b>	TPU	●	TPU	●	PET	✓	2.20	60	10	20	-20	100	LF	2100
NA-509	<b>1M6 U0-V3 A N</b>	PVC	●	TPU	●	PET	✓	0.85	20	6	6	-10	60	LF	3500
NA-281	<b>2T5 0-V-0</b>	PET	○	PET	○	PET	✓	1.60	20	5	10	-10	60	LF	2000
NA-49	<b>2MT5 U0-V3 N</b>	PVC	●	TPU	○	PET	✓	1.80	20	6	12	-10	60	LF	3000
NA-606	<b>2MT5 U0-V3 SM N</b>	PVC	●	TPU	○	PET	✓	1.90	20	6	12	-10	60	LF	2000
NA-91	<b>2M8 U0-V-U0</b>	TPU	○	TPU	○	PET	✓	1.50	30	8	16	-10	60	LF	3000
NA-30	<b>2M8 U0-V5 A</b>	PVC	●	TPU	●	PET	✓	2.00	30	8	16	-10	60	MF	3500
NA-31	<b>2M8 U0-V5 FM</b>	PVC	●	TPU	●	PET	✓	2.10	30	8	16	-10	60	MF	3000
NA-189	<b>2M8 U0-V5 FM N</b>	PVC	●	TPU	●	PET	✓	2.10	30	8	16	-10	60	HF	3000
NA-942	<b>2M8 U0-V5 PS GR</b>	PVC	●	TPU	○	PET	✓	2.30	30	8	16	-10	60	HF	500
NA-220	<b>2M8 U0-V5 RT GR</b>	PVC	●	TPU	●	PET	✓	2.20	30	8	16	-10	60	HF	2000
NA-32	<b>2M8 U0-V17 GP</b>	PVC	●	TPU	●	PET	✓	5.20	50	8	16	-10	60	HF	2000
NA-33	<b>2M12 U0-V8 RT</b>	PVC	●	TPU	●	PET	✓	2.30	40	12	24	-10	60	HF	2000
NA-258	<b>2M12 U0-V10 RT</b>	PVC	●	TPU	●	PET	✓	2.60	50	12	24	-10	60	HF	2000
NA-40	<b>2T12 U0-V10</b>	PVC	●	TPU	●	PET	✓	2.40	40	12	24	-10	60	HF	2000
NA-242	<b>2M12 U0-V15 GPL N</b>	PVC	●	TPU	●	PET	✓	3.80	60	12	24	-10	60	HF	2000
NA-35	<b>2M12 U0-V20 GP</b>	PVC	●	TPU	●	PET	✓	5.50	50	12	24	-10	60	HF	2000
NA-42	<b>3T18 U0-V15</b>	PVC	●	TPU	●	PET	✓	4.20	100	18	36	-10	60	MF	3000
NA-118	<b>2M8 U0-U-G10 FH</b>	Elastomer	●	TPU	●	PET	✓	2.30	50	8	16	-20	100	HF	1800
NA-1135	<b>2T12 U0-U-G10 HS FH</b>	Elastomer	●	TPU	●	PET	✓	2.20	50	12	24	-20	100	HF	1800
NA-224	<b>SILON 25 W</b>	PET	○	PET	○	PET		2.50	30	10	10	-20	100	LF	2000
NA-225	<b>SILON 25 HC</b>	PET	●	PET	●	PET	✓	2.50	30	10	10	-20	100	LF	2000
NA-305	<b>SILON 40 HC</b>	PET	●	PET	●	PET	✓	4.00	50	10	10	-20	100	LF	2000

(1) Minimum roller diameter is dependent on the joint recommended by Chiorino.

(2) Elastic belts "EL": pull for 8% elongation.

(3) Use of the belt with limit values may reduce its life.

(4) Conveying surface coefficient of friction: **LF** low, **MF** medium, **HF** high.

The data of this table have been formulated under normal environment conditions. They are subject to alteration without notice.



	Textile printing	Nonwoven	Fabric inspection	Automatic cutting	Packaging	Industrial laundries
	✓					
	✓					
	✓					
	✓					
						✓
						✓
						✓
					✓	
					✓	
		✓				
		✓			✓	
				✓		
	✓				✓	
		✓				
						✓
			✓		✓	
			✓			
			✓		✓	
			✓		✓	
			✓		✓	
			✓		✓	
		✓			✓	
		✓			✓	
			✓		✓	
			✓		✓	
			✓		✓	
			✓		✓	
						✓
						✓
						✓
				✓	✓	
				✓	✓	

**EXPLANATION OF TYPE DESIGNATION**

- 2** Number of plies
- M** Textile carcass
- 8** Pull for 1% elongation (N/mm)
- U** Driving surface coating
- 0** Thickness (mm/10)
- U** Possible interply
- G** Conveying surface coating
- 10** Thickness (mm/10)
- FH** Surface texture
- EL** Elastic belt without textile carcass
- 4** Pull for 8% elongation (N/mm)
- U** Material
- 20** Thickness (mm/10)
- FH** Surface texture

- SILON** Non-woven polyester (PET)
- 25** Thickness (mm/10)
  - W** Other characteristics

**TEXTILE CARCASS**

- M** Rigid polyester
- MT** Combined polyester
- T** Flexible polyester








**COATING AND INTERPLY MATERIALS**

- G** Elastomer
- S** Silicone
- U** TPU polyurethane
- V** Polyvinyl chloride (PVC)

**OTHER CHARACTERISTICS**

- A** Permanent antistatic (UNI EN 21179)
- GR** Grey colour
- HC** Static conductivity (ISO 284)
- HP** HP® product system
- HS** High performance elastomer HS®
- N** Black colour
- PB** Printing Blanket
- SM** Super matt
- SP** Production width up to 3500/3600 mm
- W** White colour
- XM** X-Motion® Printing Blanket

**SURFACE TEXTURE**



# Belts for tangential drives Spindle tapes

---



## Belts for tangential drives

CHIORINO produces a wide range of belts for tangential drives able to meet the requirements of the most recent machinery for any application:

- > SPINNING MACHINES
- > OPEN-END
- > TEXTURIZING MACHINES

Thermoplastic belts with *CHIO-TPE* intermediate layer

- Reduced energy consumption
- High temperature resistance
- Reliable FASTJOINT



Polyamide belts with *HS*<sup>®</sup> elastomer cover

- High abrasion resistance
- Excellent resilience
- Long service life



## Spindle tapes

The CHIORINO tapes are suitable to work at high speed on small diameters spindles, without any dimensional alteration, offering many competitive advantages:

- Energy saving
- Excellent flexibility
- High chemical-physical-mechanical resistances
- Low noise
- Uniformity of yarn count
- No dust accumulation on edges
- Long service life

The thermoplastic ST06 type can be fitted on site with the CHIORINO FAST JOINT systems and equipment.

# Production program

Code	Type	Top and driving surface	Top colour	Traction core	Perm. antist.	Total thickn.	Min. diam. <sup>(1)</sup>	K1% rel.	Temperature resistance		Carding	Draw frame	OE spinning	Ring spinning	TFO Spun yarn	TFO Filament	Draw textured Yarn	Covering	Overhead cleaner	Circular knitting
									min.	max.										
						mm	mm	N/mm	°C	°C										

## Thermoplastic belts with *CHIO-TPE* intermediate layer

T-A Aramid																				
CG-256	<b>T60/30A</b>	Elastomer	●	Aramid	✓	3.00	80	60	-20	80										
T-E Polyester																				
CG-325	<b>T25/20E</b>	Elastomer	●	Polyester	✓	2.00	25	17	-20	80	✓	✓		✓						
CG-331	<b>T25/25E</b>	"	●	"	✓	2.50	40	17	-20	80	✓	✓	✓	✓		✓		✓		
CG-329	<b>T40/25E</b>	"	●	"	✓	2.50	50	18	-20	80			✓			✓		✓		
CG-332	<b>T40/30E</b>	"	●	"	✓	3.00	50	19	-20	80				✓						
CG-328	<b>T55/30E</b>	"	●	"	✓	3.00	50	25	-20	80				✓	✓		✓			

## Polyamide belts with *HS* elastomer cover

CG-334	<b>T0 HS</b>	HS <sup>®</sup> Elastomer	●	Polyamide	✓	1.40	20	2	-20	100										✓
CG-335	<b>T1 HS</b>	"	●	"	✓	1.50	25	5	-20	100										✓
CG-341	<b>T1R HS</b>	"	●	"	✓	2.10	25	5	-20	100	✓					✓				✓
CG-336	<b>T2 HS</b>	"	●	"	✓	2.35	60	8	-20	100		✓				✓		✓	✓	✓
CG-342	<b>T2R HS</b>	"	●	"	✓	3.00	60	8	-20	100						✓		✓	✓	✓
CG-337	<b>T3 HS</b>	"	●	"	✓	2.60	100	11	-20	100	✓	✓	✓			✓		✓		
CG-343	<b>T3R HS</b>	"	●	"	✓	3.20	100	11	-20	100				✓		✓				
CG-338	<b>T4 HS</b>	"	●	"	✓	3.10	150	12.5	-20	100	✓			✓	✓		✓			
CG-344	<b>T4R HS</b>	"	●	"	✓	3.90	150	12.5	-20	100				✓	✓		✓			
CG-339	<b>T6 HS</b>	"	●	"	✓	3.50	200	18	-20	100				✓			✓			

## Open End

T-E OE Polyester																				
CG-317	<b>T40/26E-OE</b>	Elastomer	●	Polyester	✓	2.60	50	18	-20	80			✓						✓	

(1) The diameter values listed here are dependent upon the running speed. The data in this chart are valid under normal environmental conditions and are subject to change without notice.

Code	Type	Top surface			Traction core	Driving surface			Perm. antist.	Thickness	Min. diam. (1)	Pull for 1% elong.	Max. adm. pull	Temperature resistance	
		Material	Colour	Coeff. friction on steel		Material	Colour	Coeff. friction on steel						min.	max.
										mm	mm	N/mm	N/mm	°C	°C

## Thermoplastic spindle tape



NA-1150	<b>ST06</b>	TPU	●	-	Polyester	TPU impregn. fabric	●	0.2	✓	0.60	10	4	4	-30	100
---------	-------------	-----	---	---	-----------	---------------------	---	-----	---	------	----	---	---	-----	-----

## Spindle tapes with polyamide traction core

NA-140	<b>CNG</b>	Elastomer	●	-	Polyamide	Polyamide	●	0.2	✓	0.70	20	2	4	-20	100
NA-145	<b>CNPG</b>	"	●	-	"	"	●	0.2	✓	1.00	20	2	4	0	100

(1) The above mentioned values depend on the type of CHIORINO joint recommended. The data of this table have been formulated under normal environment conditions. They are subject to alteration without notice.

# TEXGUM® Roller coverings



CHIORINO produces a wide range of TEXGUM® roller coverings designed to increase the coefficient of friction of rollers, suitable for any type of fabric, including the thinnest, and for any application in the weaving and finishing industry.

The CHIORINO roller coverings are fully-cycle produced with elastomers designed by the R&D Labs to meet specific requirements.

The comprehensive range offers technical qualities such as:

- **High quality textile carcass with very good dimensional stability even for wet processing**
- **High wear resistant covers**
- **Excellent chemical resistance**
- **High constant quality due to the fully automated cycle of production control**
- **Long service life**

## Characteristics

- **Textile carcass:** polyester fabric, except for the FG types (fiberglass), FLO (non woven).
- **Self-adhesive version (/A):** can be supplied for all types, except for S10-FG, S10-FG tr, S12-FG.
- **Roll's width:** available in 50 - 70 mm. Other widths upon request.



## Recommendations for fitting

Clean rollers thoroughly by means of non oily solvent. To wrap the roller covering spiral-wise, cut the end of the covering aslant by a length equal to the circumference of the roller. Apply the adhesive first to the roller and then to the Texgum covering and wrap the latter while it is still slightly tacky. The silicone adhesive must be applied to the roller only, taking care to wrap the covering on the roller immediately. Then fix the ends of the covering by means of an adhesive tape. Wait for 8 hours before use.

## Adhesives

- **Texcol:** for all types, except S10-FG.
- **Silicone:** for S10-FG.





# Production program

Code	Type	Covering			Thickness mm	Weight Kg/m <sup>2</sup>	Temperature resistance		Rolls' length m
		Material	Colour	Hardness Sh.A			min. °C	max. °C	
TX-84	<b>NG0</b>	Natural elastomer	●	50	1.50	1.60	0	100	115
TX-11	<b>NG3</b>		●	50	2.00	2.20	0	100	100
TX-14	<b>NG5</b>		●	50	1.90	2.10	0	100	100
TX-16	<b>NG7</b>		●	50	1.70	1.90	0	100	115
TX-17	<b>NG7-S</b>		●	50	2.50	2.60	0	100	115
TX-166	<b>NG8</b>		●	55	2.00	2.00	0	100	100
TX-36	<b>SG0</b>		Synthetic elastomer	●	55	1.80	2.10	-10	120
TX-38	<b>SG0-D</b>	●		75	2.30	2.10	-10	120	115
TX-78	<b>SG0-E</b>	●		50	2.70	2.20	-10	120	115
TX-170	<b>SG0-E nc</b>	●		50	2.70	2.20	-10	120	115
TX-99	<b>SG0-M</b>	●		50	2.20	2.30	-10	120	115
TX-40	<b>SG0-S</b>	●		55	2.50	2.60	-10	120	115
TX-42	<b>SG1</b>	●		55	2.00	2.60	-10	120	115
TX-39	<b>SG1-E</b>	●		40	3.00	2.30	-10	120	115
TX-45	<b>SG3</b>	●		65	2.00	2.20	-10	120	100
TX-48	<b>SG4</b>	●		50	4.20	2.90	-10	120	100
TX-51	<b>SG5</b>	●		65	2.00	1.80	-10	120	100
TX-52	<b>SG6</b>	●		65	2.00	2.30	-10	120	115
TX-55	<b>SG7</b>	○		65	2.00	2.20	-10	120	115
TX-58	<b>SG7 gr</b>	●		65	2.00	2.20	-10	120	115
TX-59	<b>SG7-H</b>	●		65	2.00	2.20	-10	120	115
TX-61	<b>SG7-L</b>	○		65	1.70	2.00	-10	120	115
TX-75	<b>SG7-M</b>	●		50	1.90	1.30	-10	120	115
TX-63	<b>SG7-S</b>	○		65	2.50	2.90	-10	120	115
TX-168	<b>SG8</b>	●		60	2.00	2.10	-10	120	100
TX-165	<b>SG8 HX</b>	●		50	2.50	2.10	-10	120	100
TX-20	<b>PV0</b>	PVC	⊗	45	1.80	2.00	0	60	115
TX-27	<b>PV0 ve</b>		●	45	1.80	2.00	0	60	115
TX-28	<b>PV5</b>		⊗	45	2.30	2.40	0	60	100
TX-30	<b>PV5 ve</b>		●	45	2.30	2.40	0	60	115
TX-31	<b>PV6</b>		⊗	45	1.90	2.00	0	60	115
TX-72	<b>PV6 ve</b>		●	45	1.90	2.00	0	60	115
TX-35	<b>PV7</b>		⊗	45	1.90	2.00	0	60	115
TX-73	<b>PV7 ve</b>		●	45	1.90	2.00	0	60	115
TX-120	<b>SI0</b>		Silicone	○	50	1.10	1.00	-20	160
TX-104	<b>SI0-S</b>	○		50	2.00	2.10	-20	160	115
TX-67	<b>SI0-FG</b>	○		50	1.40	1.30	-50	200	115
TX-68	<b>SI2-FG</b>	⊗		50	1.50	1.40	-50	200	115
TX-156	<b>SI1 az</b>	●		45	1.60	1.70	-20	150	115
TX-94	<b>NP0/A</b>	Neoprene	●	---	3.50	0.70	-40	70	50
TX-7	<b>FLO</b>		●	---	2.40	0.80	-10	60	50

**SG** Type of covering  
**0** Surface pattern  
**M** Special execution

## TYPE OF COVERING

**FLO** Velvet  
**NG** Natural elastomer  
**NP** Neoprene  
**PV** PVC  
**SG** Synthetic elastomer  
**SI** Silicone

## SURFACE PATTERNS

**0** Smooth  
**1** Light fabric  
**2** Medium fabric  
**3** Heavy fabric  
**4** Grip face  
**5** Pimpled  
**6** Fine sandblast  
**7** Medium sandblast  
**8** Heavy sandblast

## SPECIAL EXECUTIONS

**D** High shore hardness  
**E** Foam synthetic elastomer  
**FG** Fiberglass textile carcass  
**H** High performance  
**HX** High performing carboxylic elastomer  
**L** Less rubber  
**M** Soft  
**S** Extra thickness

The data of this table have been formulated under normal environment conditions. They are subject to alteration without notice.

# Condenser rub aprons



Produced using highly specialized technology and materials, the CHIORINO condenser rub aprons are appreciated all over the world thanks to their unique qualities.

## Benefits

- **Excellent rubbing**
- **High carcass resistance**
- **Very good resistance to spinning oils**
- **Long life: they work on any type of condenser and with any type of fibre.**

## Production program

Type	Colour	Characteristics and applications
<b>H</b>	brownish red	For all fibres, also light-colour ones.
<b>N</b>	black	For heavy-duty. Not recommended for light colours. With extra-fine grooving can be used for fibres replacing asbestos.
<b>X874</b>	brown	Special type, suitable where high resistance to wear is required.

## Finish

<b>Ends</b>																								
<ul style="list-style-type: none"> <li>• <b>Standard:</b> recessed by about 1 mm in the button area. Rivets embedded.</li> <li>• <b>On request:</b> not embedded rivets and recessed ends.</li> </ul>																								
<b>Buttons</b>																								
<ul style="list-style-type: none"> <li>• <b>Standard:</b> made of impact-proof polyamide with rounded edges (<math>\varnothing</math> 18 mm, h 9 mm, pitch approx. 40 mm).</li> <li>• <b>On request:</b> smaller buttons recommended for condenser with small diameter rollers (12 mm, h 6 mm, pitch approx 35 mm).</li> </ul>																								
<b>Grooving</b>																								
<ul style="list-style-type: none"> <li>• <b>Standard:</b> 20 grooves/dm with “b” groove type.</li> <li>• <b>On request:</b> number of grooves and groove type according to the table on the right. Aprons with smooth finish can be supplied on request.</li> </ul>																								
<table border="1"> <thead> <tr> <th>Grooves/dm</th> <th>Applications</th> </tr> </thead> <tbody> <tr> <td>16, 18 20, 22, 24</td> <td>For all types</td> </tr> </tbody> </table>	Grooves/dm	Applications	16, 18 20, 22, 24	For all types	<table border="1"> <thead> <tr> <th>Type</th> <th>Width (mm)</th> <th>Depth (mm)</th> </tr> </thead> <tbody> <tr> <td>a</td> <td>1,0</td> <td>0,8</td> </tr> <tr> <td>b</td> <td>1,2</td> <td>0,9</td> </tr> <tr> <td>c</td> <td>1,5</td> <td>1,0</td> </tr> <tr> <td>f</td> <td>0,7</td> <td>0,9</td> </tr> <tr> <td>z</td> <td>0,8</td> <td>0,7</td> </tr> </tbody> </table>	Type	Width (mm)	Depth (mm)	a	1,0	0,8	b	1,2	0,9	c	1,5	1,0	f	0,7	0,9	z	0,8	0,7	
Grooves/dm	Applications																							
16, 18 20, 22, 24	For all types																							
Type	Width (mm)	Depth (mm)																						
a	1,0	0,8																						
b	1,2	0,9																						
c	1,5	1,0																						
f	0,7	0,9																						
z	0,8	0,7																						

# Coverings for expanding rollers

Products featuring exclusive CHIORINO technology, they provide the basic component of the expanding units with rotating bending rollers.

They are particularly performing in the finishing machines and tissue control.

## Benefits

- **Exceptionally high resistance to wear**
- **Maintenance of surface friction through time, even in presence of chemical and physical agents**
- **Different ranges of types and structures allowing use on any machine with any type of material.**



## Production program

Type	Colour	Hardness Sh.A	Temp. res.		Characteristics and applications
			°C min.	°C max	
<b>AL/H 60</b>	brown	55	-10	+130	Excellent resistance to natural and synthetic oils and fats. Good resistance to alcohols.
<b>AL/N 60</b>	black	60	-10	+130	Excellent resistance to natural and synthetic oils and fats. Good resistance to acid and basic solutions at room temperature.
<b>AL/NP 70</b>	black	70	-10	+100	Good resistance to ozone and alcohols. Good mechanical properties. Suitable for expanding rollers that handle plastic films and paper.
<b>AL/E 60</b>	black	60	-35	+140	Good resistance to acids, alkalis and hydrogen peroxide even in highly concentrated solutions and at high temperatures.
<b>AL/X 70</b>	black	70	0	+130	Excellent resistance to abrasion. Used for expanding rollers that process paper and abrasive materials.

## Finish

**Standard:** all rubber.

**“RF”:** cushion in wear-resistant rubber, with polyester cord reinforcement. Recommended for large rollers.

**Finish:** finely-ground smooth surface.

## CHIORINO AFFILIATED COMPANIES

### America

CHIORINO AMERICA  
Newark, DE  
Tel. +1-302-292-1906  
info@chiorino.us  
www.chiorino.us

### Australia

CHIORINO AUSTRALIA - Brisbane  
Tel. +61-7-3274 1900  
sales@chiorino.com.au  
www.chiorino.com.au

### Benelux

CHIORINO BENELUX B.V. - Utrecht,  
The Netherlands  
Tel. +31-30-2413060  
chiorino@chiorino.nl  
www.chiorino.nl

### Byelorussia

CHIORINO-K - Minsk  
Tel. +375-17-2804578  
general@chiorino.ru  
www.chiorino.ru

### China

CHIORINO ASIA Ltd.  
Hong Kong  
Tel. +852-397-10818  
info@chiorino.asia  
www.chiorino.asia

CHIORINO LIAISON OFFICE, Shanghai  
Tel. +86-21-37831019  
info@chiorino.cn  
www.chiorino.cn

### France

CHIORINO SAS - Lagny, Paris  
Tel. +33-1-64304075  
chiorino.paris@chiorino.fr  
www.chiorino.fr

### Germany

CHIORINO GmbH - Mainz  
Tel. +49-(0)6131-55449-0  
info@chiorino.de  
www.chiorino.de

### Hungary

CHIORINO Kft. - Szigetszentmiklós,  
Budapest  
Tel. +36-24-525930  
mail@chiorino.hu  
www.chiorino.hu

### India

CHIORINO INDIA - Salcete Goa  
Tel. +918-322-782454  
info@chiorino.in  
www.chiorino.in

### Italy

CHIORINO PARMA s.r.l. - Parma  
Tel. +39-0521-292236  
chiorinoparma@chiorino.com  
CHIORINO VENETO s.r.l. - Colle Umberto  
Tel. +39-0438-430460  
chiorinoveneto@chiorino.com

### Poland

CHIORINO Sp. z o.o. - Bydgoszcz  
Tel. +48-(0)52-3487708  
chiorino@chiorino.com.pl  
www.chiorino.com.pl

### Portugal

CHIORINO PORTUGAL, LDA  
Alfena Valongo, Porto  
Tel. +35-122-9684442  
geral@chiorino.pt  
www.chiorino.pt

### Romania

CHIORINO srl - Cluj Napoca  
Tel. +40-264-432977  
chiorino@chiorino.ro  
www.chiorino.ro

### South Africa

CHIORINO SOUTH AFRICA (PTY) LTD.  
Johannesburg  
Tel. +27-11-3971268  
sales@chiorino.co.za  
www.chiorino.com

### Spain

CHIORINO IBERICA S.A. - Rubí, Barcelona  
Tel. +34-93-5860480  
chiorino@chiorino.es  
www.chiorino.es

### Switzerland

CHIORINO SCHWEIZ GmbH - Wetzikon  
Tel. +41-(0)43-3116001  
info@chiorino.ch  
www.chiorino.ch

### United Kingdom

CHIORINO U.K. Ltd. - Featherstone  
Tel. +44-1977-691880  
sales@chiorino.co.uk  
www.chiorino.co.uk

## CHIORINO DISTRIBUTORS

Albania  
Argentina  
Armenia  
Austria  
Azerbaijan  
Bangladesh  
Belgium  
Bolivia  
Bosnia-Herzegovina  
Botswana  
Brazil  
Bulgaria  
Cambodia  
Canada  
Chile  
Colombia  
Costa Rica  
Croatia  
Cyprus  
Czech Republic  
Denmark  
Egypt  
Estonia  
Fiji  
Finland  
Georgia  
Greece  
Guatemala  
Honduras  
Iceland  
Indonesia  
Iran  
Ireland  
Israel  
Ivory Coast  
Jordan  
Kazakhstan  
Kenya  
Kirgystan  
Laos  
Latvia  
Lebanon  
Lithuania  
Macedonia  
Malawi  
Malaysia  
Mexico  
Moldova  
Morocco  
Myanmar  
New Caledonia  
New Zealand  
Nicaragua  
Pakistan  
Panama  
Papua New Guinea  
Paraguay  
Peru  
Russia  
Saudi Arabia  
Serbia  
Slovak Republic  
Slovenia  
South Korea  
Sri Lanka  
Sweden  
Tadjikistan  
Thailand  
Turkey  
Turkmenistan  
Ukraine  
United Arab Emirates  
Uzbekistan  
Vietnam  
Yemen  
Zimbabwe

## HEADQUARTERS AND PRODUCTION PLANTS

### CHIORINO S.p.A.

Via S. Agata, 9  
I-13900 Biella, Italy  
Tel. +39 015 8489 1  
Fax +39 015 849 61 61  
chiorino@chiorino.com  
www.chiorino.com

UNI EN ISO 9001:2015  
UNI EN ISO 14001:2015  
OHSAS 18001:2007  
EMAS



ENGINEERING ADVICE  
ON-SITE INSTALLATION SERVICE  
AFTER SALES SUPPORT

